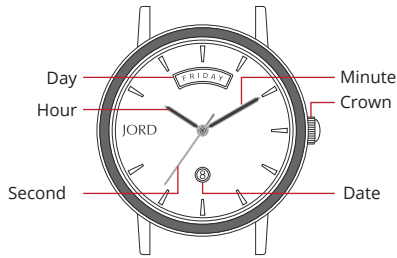
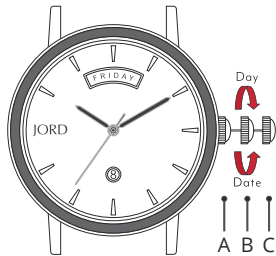


PRODUCT BREAKDOWN&SPECS



OPERATING INSTRUCTION

SETTING THE DAY & DATE



1. Pull the crown to position B.
2. Turn the crown clockwise to change to the previous day of the week.
3. With the crown at the same position, turn the crown counterclockwise to change to the previous day's date.

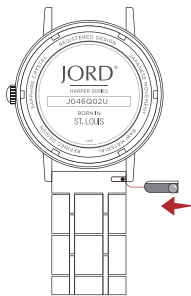
*The date will change gradually between 9:00 P.M. and 4:00 A.M. Therefore, avoid setting date during this time period or the date may not change properly. If it is necessary to set the calendar during that time period, first change the time to any time outside it, set the date and then reset the correct time.

SETTING THE TIME

1. Pull the crown to position C when the second hand is at the 12 o'clock position.
2. Turn the crown until the desired date and day appear.
3. Turn the crown to set hour and minute hands. (Check that AM/PM is set correctly)
4. Push the crown back in to normal position.

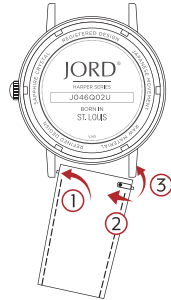
REPLACING THE BANDS

TO REMOVE THE BAND



1. Slide the quick release lever in to allow pin clearance.
2. Gently lift up the band to remove it.

TO PUT ON THE BAND



1. Insert pin opposite of lever into the pinhole.
2. Slide the quick release lever to allow pin clearance.
3. Position strap in place, then release quick release lever to lock into place.

PROPER STORAGE



WARNING - Extreme conditions can damage wood.

With proper care and maintenance, your wood watch can be worn and enjoyed as long as you care for it properly when not in use.

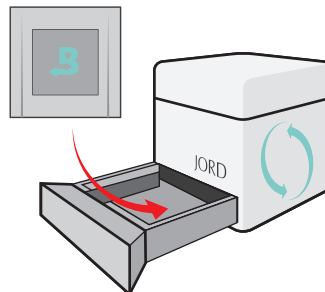
Wood is susceptible to sudden and extreme changes in temperature and humidity. Putting stress on wood can lead to swelling and cracking. It is important to store your watch properly when not being worn.

Ideal conditions are:
 Not in direct sunlight
 30-60% Humidity
 55-85 °F

PRODUCTS FOR WATCH CARE

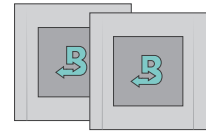
HUMIDOR

Our innovative and functional red cedar box is created to offer a humidity controlled environment for your wood time-pieces. To enable the humidior capability, place a humidity control pack in the bottom drawer for ideal moisture control and watch storage.



Purchase at <https://www.jord.co/care/cedar>

BOVEDA HUMIDITY PACK (Sold in pack of 2)



Purchase at <https://www.jord.co/care>

Each 2-way humidity pack ensures optimal conditions for the storage of your watch. Fits perfectly in the drawer of your cedar valet watch box.

A single Boveda pack can last as up to a year depending on how often the box is opened. The pack will need replacing when it is dry and "crispy" and no soft spots remain.

WATER RESISTANCE

All Jord timepieces are splash-proof but should not be submerged in water. It should be noted that the wood does not handle water nearly as well. Prolonged exposure to moisture or water submersion should be avoided if at all possible. Wood is susceptible to water damage as moisture can cause expansion. This can potentially result in link failure and deterioration the exterior finish.

RELATED LINKS

For more JORD products :
www.JORD.co

Register your watch at :
<https://www.jord.co/register>

Purchase Boveda Humidity Pack :
<https://www.jord.co/care>

Purchase Humidor Watch Box :
<https://www.jord.co/care/cedar>

Purchase additional watch links :
<https://www.jord.co/additional-links>

Steel Core :
<https://www.jord.co/materials/steelcore>

Warranty, Returns, & RMAs :
<https://www.jord.co/warranty>